

# Custom Logo Wood Table Options



## Custom Logo Table Options

Thank you for your recent custom logo table order! As this table is completely customizable and made just for you, we want to provide you with some different options that will allow you to get the table that best suits your needs.

Please look at the below options and confirm your choices for each option. Also, let us know if there are any other design elements that you want to incorporate into the table.

### Table Shape

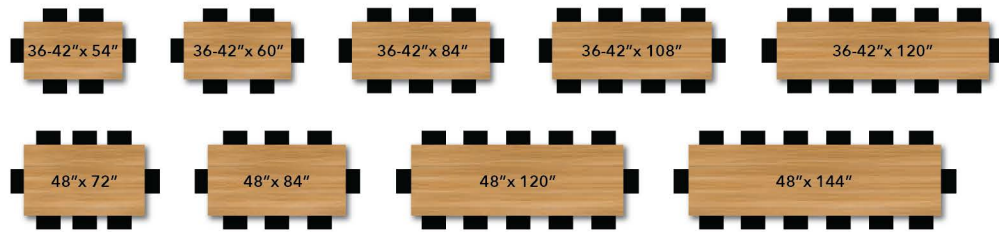
Your table is available in several different shapes including rectangle, boat, racetrack, square or circle. Note that some shapes are an additional cost.



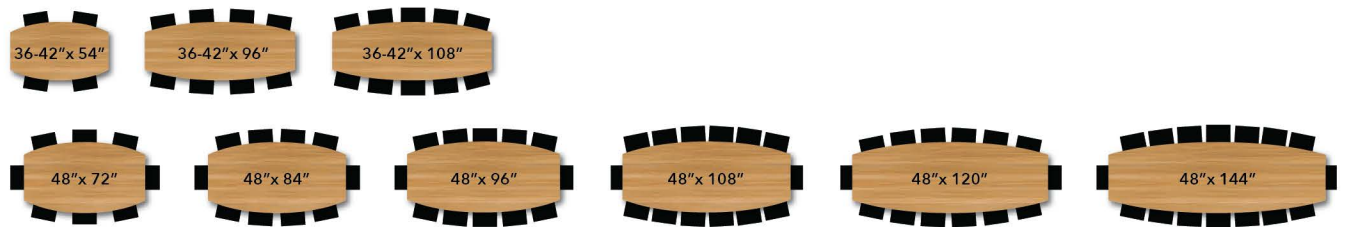
### Table Size

Your table is available in different sizes - up to 5' wide and 12' long. Below are the general guidelines for table seating:

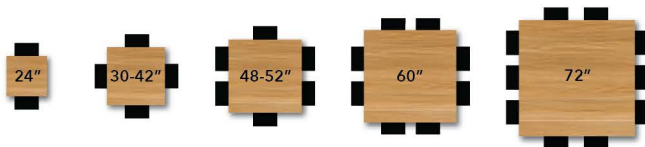
#### Rectangle



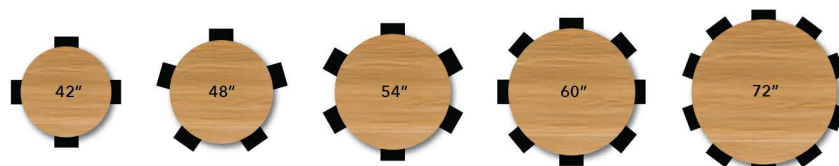
#### Boat



#### Square




#### Circle



## Standard and Custom Stain Options

We offer many different stain options to customize your tables. We have standard stains (as seen in the pictures below) and blend our own stains and have formulas for over 250 colors. If you have a custom stain in mind, we would be happy to create it for you. We also provide several different topcoats and protective finishes to suit your design needs.

\*\*Note: Cherry, Mahogany and Walnut will naturally oxidize and darken over time, light will also accelerate this process. Images of the stains are for general reference only and may not match the exact color. Standard and custom stains may vary slightly as the wood will vary from tree to tree.\*\* Custom Stains are additional cost.




## Painted Top Options

Your table top can also be custom painted with any color paint. This paint would replace stain options shown above and would leave the entire top of the table painted to the color of your choice. The same design options and protective finishes below would apply.



## Protective Finishes

Determine which protective finish best suits your needs.



### Ultra UV Protective Finish

The Table Designs UV protective topcoat / finish is cured by intense ultra-violet light, this finish is one of the most durable wood finishes in the furniture industry. The main advantages include heat, chemical, moisture, scratch and mar resistance which are far superior to either varnish or epoxy resin. The Ultra UV comes with a heat resistant resin base coat which provides a thicker build with more protection so you will not wear through to the substrate. The heat resistant resins have UV inhibitors; however, they may develop an amber tint over time which is most noticeable on white. As this has a thick film finish the heat resistant resin will be affected by hot cups and plates leaving an indentation or "heat ring", and surface scratches are more evident as they are suspended above the substrate.

Our UV finish standard sheen is semi-gloss is also available in satin upon request (matte is NOT available). The UV topcoat can also be applied to gloss resin tables to increase scratch and chemical resistance. Ultra UV is more resistant to heat but should be treated with reasonable care. If something that is being set on the table is too hot to hold by hand, please use an insulating barrier. The UV is not warranted for outdoor use even though it is cured with UV light. Please be aware, any objects with a rough or unpolished finish may scratch the surface.

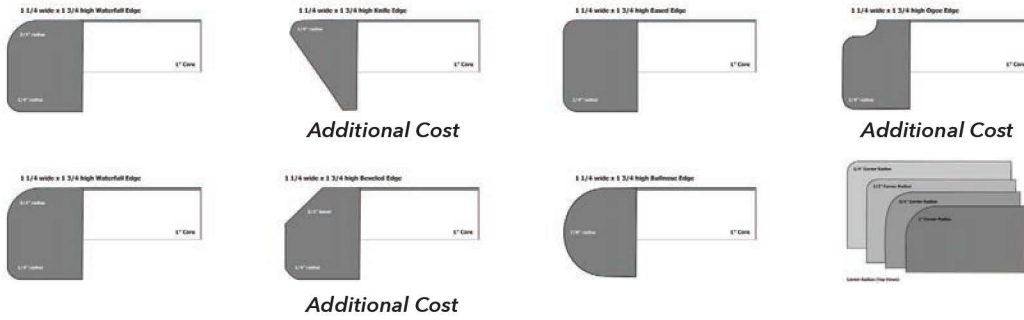
### Gloss Resin Finish

A poured finish which has a thickness of as much as .25", epoxy resin is used both as durable wood finish and as a coating over logos, photographs, posters, metal, fabrics, cards, coins, etc. Epoxy has been a favorite finish for bars and restaurants because moisture will never affect it and it will never wear off, meaning tabletops can be in use for years without needing to be refinished. However, as it is a thick film finish the epoxy will be affected by hot cups and plates (over 120 degrees) leaving an indentation or "heat ring", and surface scratches are more evident as they are suspended above the substrate.

Epoxy finishes generally go through a "wear in" period during which they receive initial surface scuffing and some indentations. Epoxy is available as gloss or satin, the latter may cause some blurring of image detail in the substrate. Please be aware, any objects with a rough or unpolished finish may scratch the surface. Additionally, our resins come with UV inhibitors however may develop an amber tint over time, most noticeable on white.

## Edge Profile

A table's edge is an important part of its overall design and contributes to the look, function and safety of your table. Your custom table can be finished with a variety of Edge Profiles.



## Base options

Choose from several table bases to complete your custom table designs. Many of these bases come in Custom Powder Coat Finishes.

\*\*Note - 200 Series ADA End Bases are included as standard. Other options available at an additional cost.\*\*



200 Series ADA



600 series domed



91 series



7700 square series

## Power options

We provide several power delivery options that will extend the use of the traditional table with the more advanced needs of a technically advanced work environment. Conference tables can include power options, cable and wire management and USB ports. Power options are not included in standard pricing and are available at an extra cost.

\*\*Note - if adding power/USB options, bases with cord management options should be considered that allow all power to run down the center of the table and exit through a base leg. This will be at an additional cost and is not included in the price of the table, bases or power options. Otherwise, cable management can be added after installation or cables can remain visible.\*\*



Eclipse



Nacre



## Overall design

Your table is a blank canvas to showcase all that you want to show about your department! You can incorporate any logo, patch or text that you would like. Wood edges can be painted. We also offer gold leaf trim and scrolls in the corners (additional cost).

Scan the QR code for examples of completed table projects.

